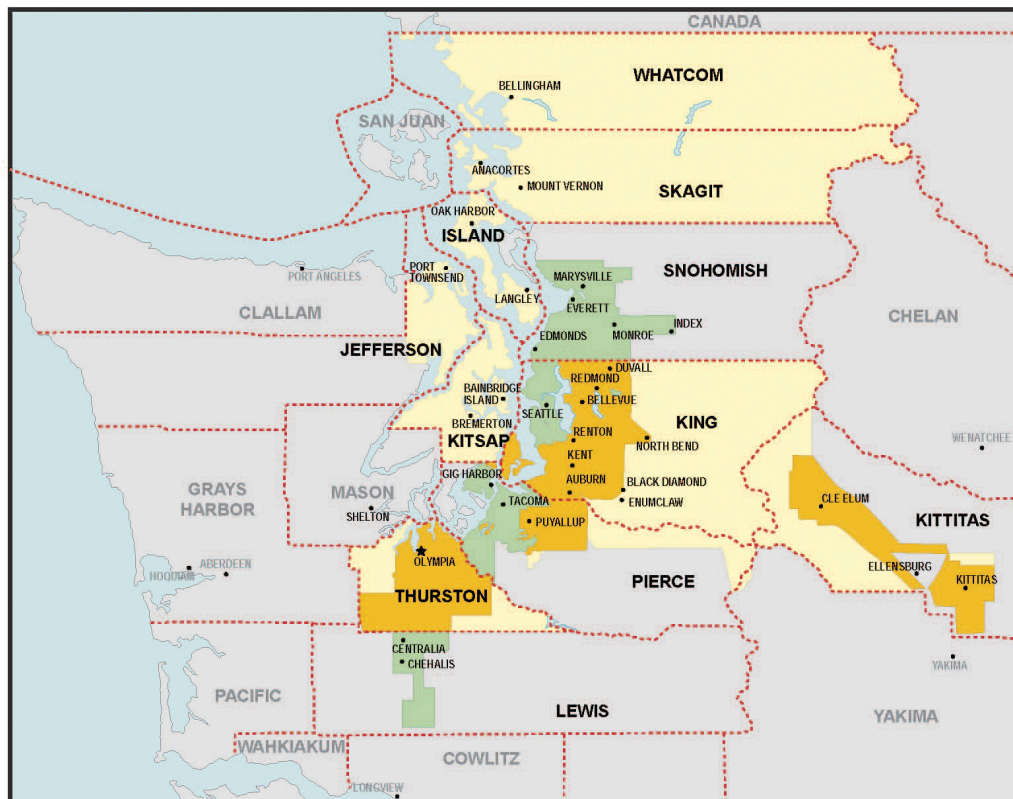





About PSE

Puget Sound Energy is Washington state's oldest and largest energy utility. With a 6,000-square-mile service area, stretching from south Puget Sound north to the Canadian border, and from Central Washington's Kittitas Valley west to the Olympic Peninsula, we serve more than 1 million electric customers and nearly 750,000 natural gas customers in 11 counties.



-  Combined electric and natural gas service
-  Electric service
-  Natural gas service